

FOR LEASE

NEW DEVELOPMENT SHOPPING CENTER

13361 HALL RD, UTICA, MI 48315



PROPERTY DETAILS

\$40.00/SF

5,040 SF

RENT

BUILDING SIZE

LOCATION:	13361 Hall Rd, Utica, MI 48315
PROPERTY TYPE:	Shopping Center
RENT:	\$40.00/SF
BUILDING SIZE:	5,040 SF
BUILDING DIMENSIONS:	63' X 80'
LOT DIMENSIONS:	150' X 212'
AVAILABLE SPACE:	3,440 SF
ZONING:	C-2
GLA:	5,040 SF
TRAFFIC COUNT:	Hall Rd (45,618 CPD) Schoenherr Rd (82,693 CPD)

ANCHORS



TENANT ROSTER



HIGHLIGHTS

New development retail center being developed along Schoenherr Road adjacent to Krispy Kreme.

- Join Smoothie King (drive-thru tenant)
- Be next to all of the major retailers

EXCLUSIVELY LISTED BY:



LOUIS J. CIOTTI
Managing Director
lciotti@landmarkcres.com
248 488 2620

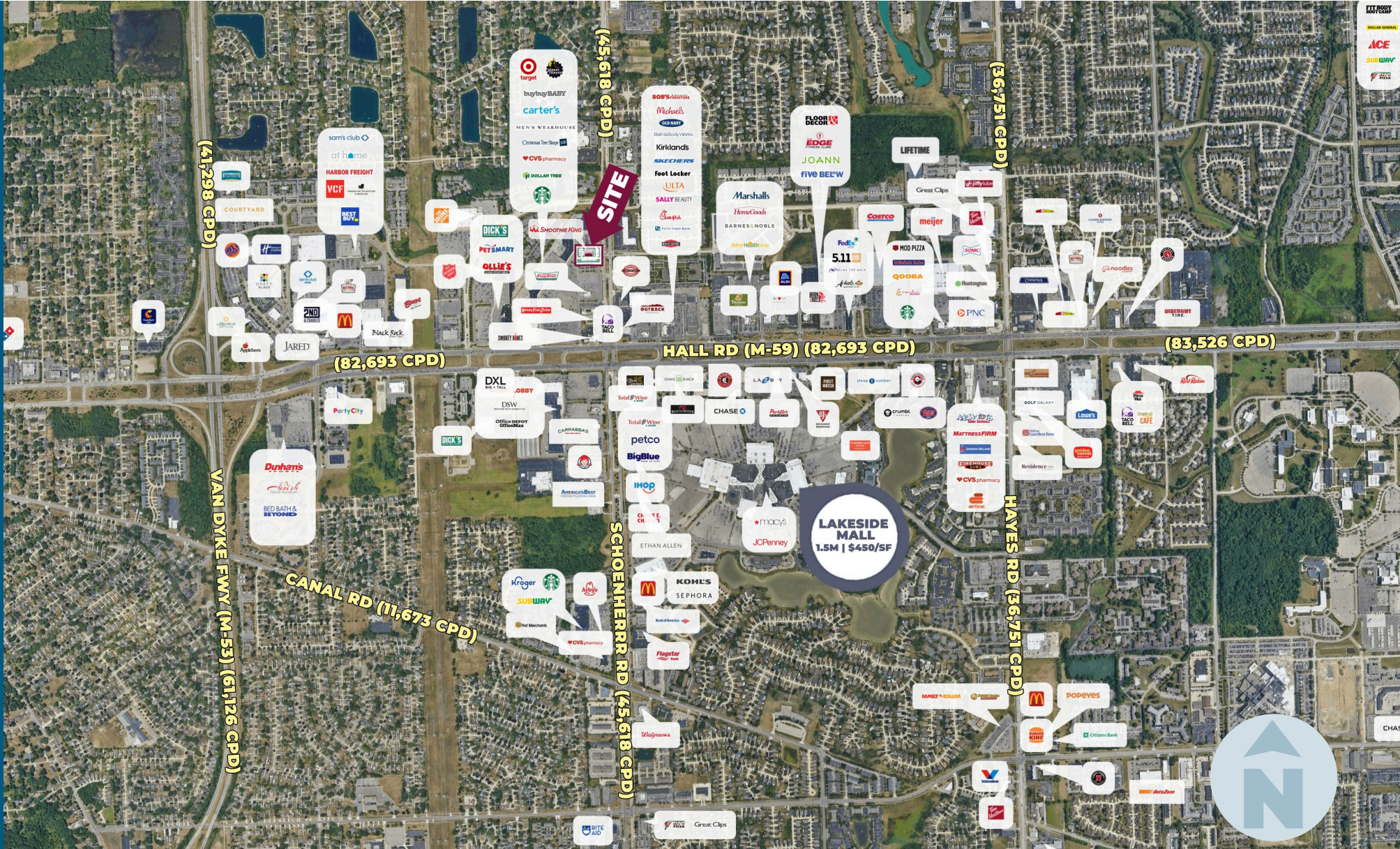


MICHAEL R. LIPPITT
Principal
mlippitt@landmarkcres.com
248 488 2620

MICRO AERIAL



MACRO AERIAL

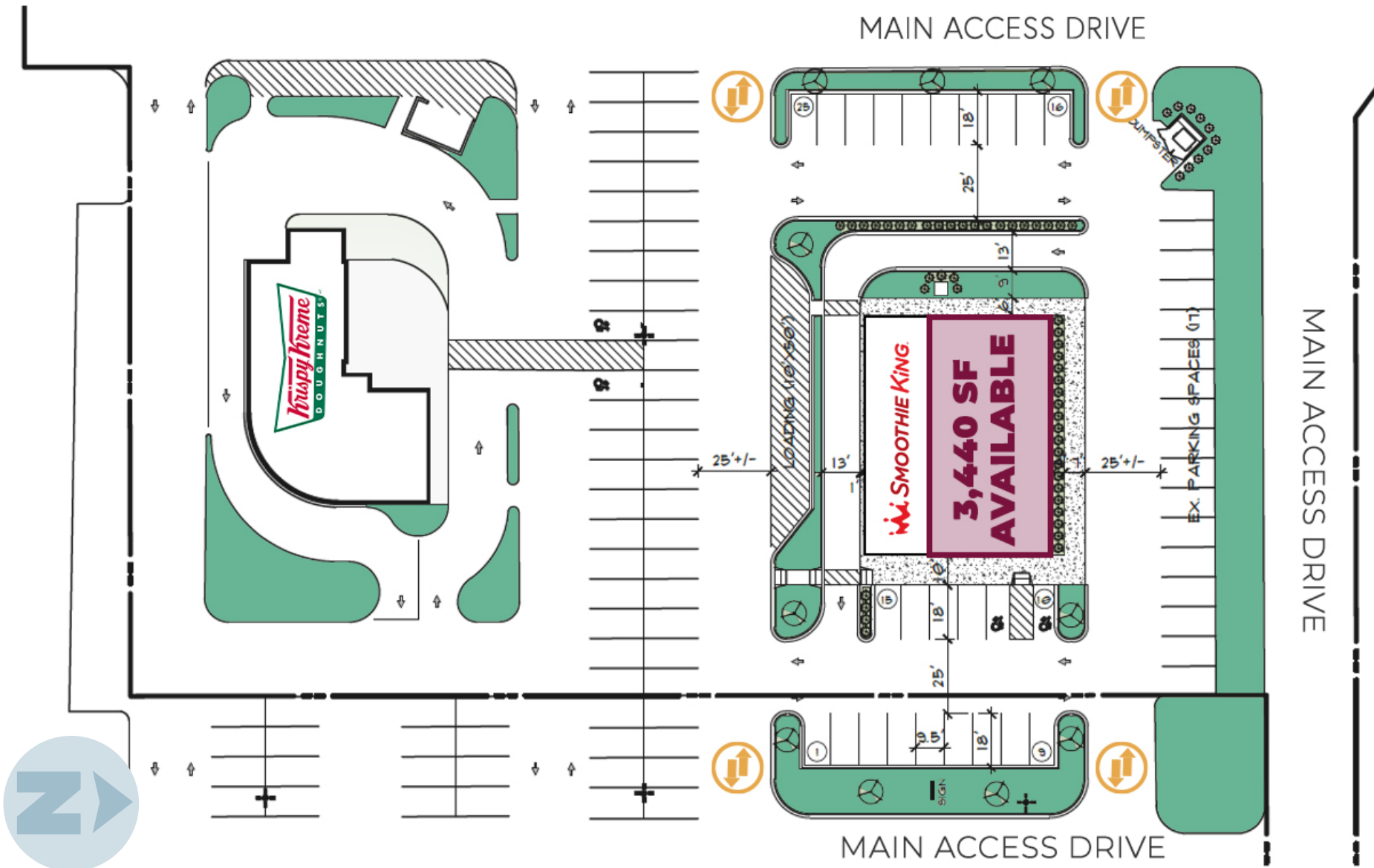


OVERALL SITE PLAN

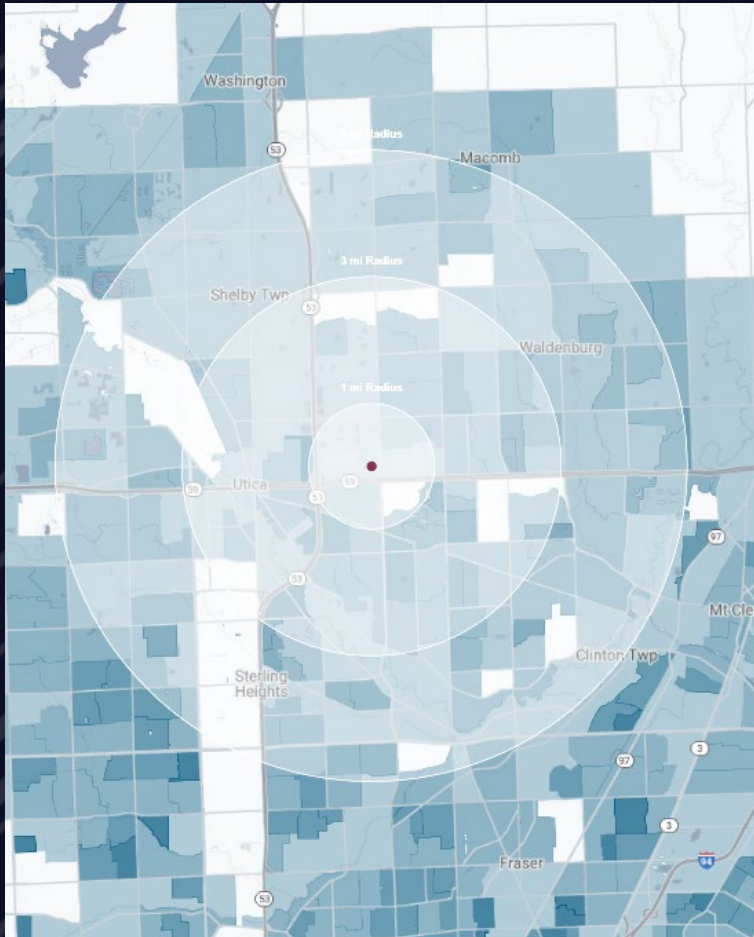


Suite	Tenant	SF
13221	Target	116,740
13277	Men's Wearhouse	7,042
13283	Available	1,100
13285	Media Reload	3,900
13287	Plato's Closet	4,000
13291-A	Available	1,475
13291	True REST	2,525
13297	Carter's	5,212
13301	Style Encore	4,363
13305	The Toy Box	4,666
13307	The Style Bar	2,575
13311	Available	4,014
13315	Healing Touch	1,979
13317	Beliza Salon	1,392
13333	Utica Nail Spa	1,441
13361A	Christmas Tree Shops	42,160
13361B	Buy Buy Baby	34,924
13433	Cryotherapy Spa	2,066
13435	Cutie Cuts	2,450
13441	Available	3,394
13449	Available	2,335
13455	Available	8,236
13461	Available	10,377
13477	Dollar Tree	20,293
45501	Planet Fitness	26,572
45503	Magoo's Pet Outlet	6,705
45509	Dogtopia	6,000

SITE PLAN



DEMOGRAPHICS



NEW DEVELOPMENT SHOPPING CENTER

13361 Hall Rd, Utica, MI 48315

DEMOGRAPHICS

POPULATION

	1 MILE	3 MILE	5 MILE
2023 Estimated Population	8,726	100,608	251,136
2028 Projected Population	8,606	100,760	253,545
2020 Census Population	8,822	100,443	251,740
2010 Census Population	8,053	94,925	237,247
Projected Annual Growth 2023 to 2028	-0.3%	-	0.2%
Historical Annual Growth 2010 to 2023	0.6%	0.5%	0.5%

HOUSEHOLDS

2023 Estimated Households	3,860	42,494	101,184
2028 Projected Households	3,872	43,161	103,563
2020 Census Households	3,854	41,970	100,192
2010 Census Households	3,337	39,164	92,633
Projected Annual Growth 2023 to 2028	-	0.3%	0.5%
Historical Annual Growth 2010 to 2023	1.2%	0.7%	0.7%

RACE

2023 Est. White	80.6%	83.5%	82.9%
2023 Est. Black	10.9%	7.4%	7.7%
2023 Est. Asian or Pacific Islander	4.4%	4.3%	4.9%
2023 Est. American Indian or Alaska Native	0.1%	0.1%	0.1%
2023 Est. Other Races	3.9%	4.7%	4.4%

INCOME

2023 Est. Average Household Income	\$95,835	\$104,406	\$113,511
2023 Est. Median Household Income	\$69,502	\$81,388	\$87,337
2023 Est. Per Capita Income	\$42,765	\$44,181	\$45,785

BUSINESS

2023 Est. Total Businesses	623	4,163	8,053
2023 Est. Total Employees	6,972	43,198	88,148

CONTACT US



**LOUIS J.
CIOTTI**

Managing Director

lciotti@landmarkcres.com

248 488 2620



**MICHAEL R.
LIPPITT**

Principal

mlippitt@landmarkcres.com

248 488 2620

LANDMARK
COMMERCIAL ▲ REAL ESTATE ▲ SERVICES

30500 Northwestern Hwy, Suite 200
Farmington Hills, MI 48334
248.488.2620
landmarkcres.com

LANDMARK COMMERCIAL REAL ESTATE SERVICES – Licensed Real Estate Brokers. The information above has been obtained from sources believed reliable. While we do not doubt its accuracy, we have not verified it and make no guarantee, warranty or representation about it. It is your responsibility to independently confirm its accuracy and completeness. Any projections, opinions, assumptions or estimates are used for example only and do not represent the current or future performance of the property. The value of this transaction to you depends on tax and other factors which should be evaluated by your tax, financial and legal advisors. You and your advisors should conduct a careful, independent investigation of the property to determine to your satisfaction, the suitability of the property for your needs.