

FOR LEASE
TEL-TWELVE SHOPPING CENTER
28300 TELEGRAPH RD, SOUTHFIELD, MI 48034



PROPERTY DETAILS

LOCATION: 28300 Telegraph Rd, Southfield, MI 48034

PROPERTY TYPE: Power Center

DATE AVAILABLE: Immediately

AVAILABLE SPACE: 3,000 SF BLDG C, Space C-3

±27,117 SF BLDG A
Former Buy Buy Baby Space

83,567 SF BLDG A
Former Montgomery Wards
(Rear Space)

TRAFFIC COUNT: Telegraph Rd (79,119 CPD)

12 Mile Rd (15,824 CPD)

EXCLUSIVELY LISTED BY:



**DAVID M.
WARD**

Director
dward@landmarkcres.com
248 488 2620

TENANT ROSTER



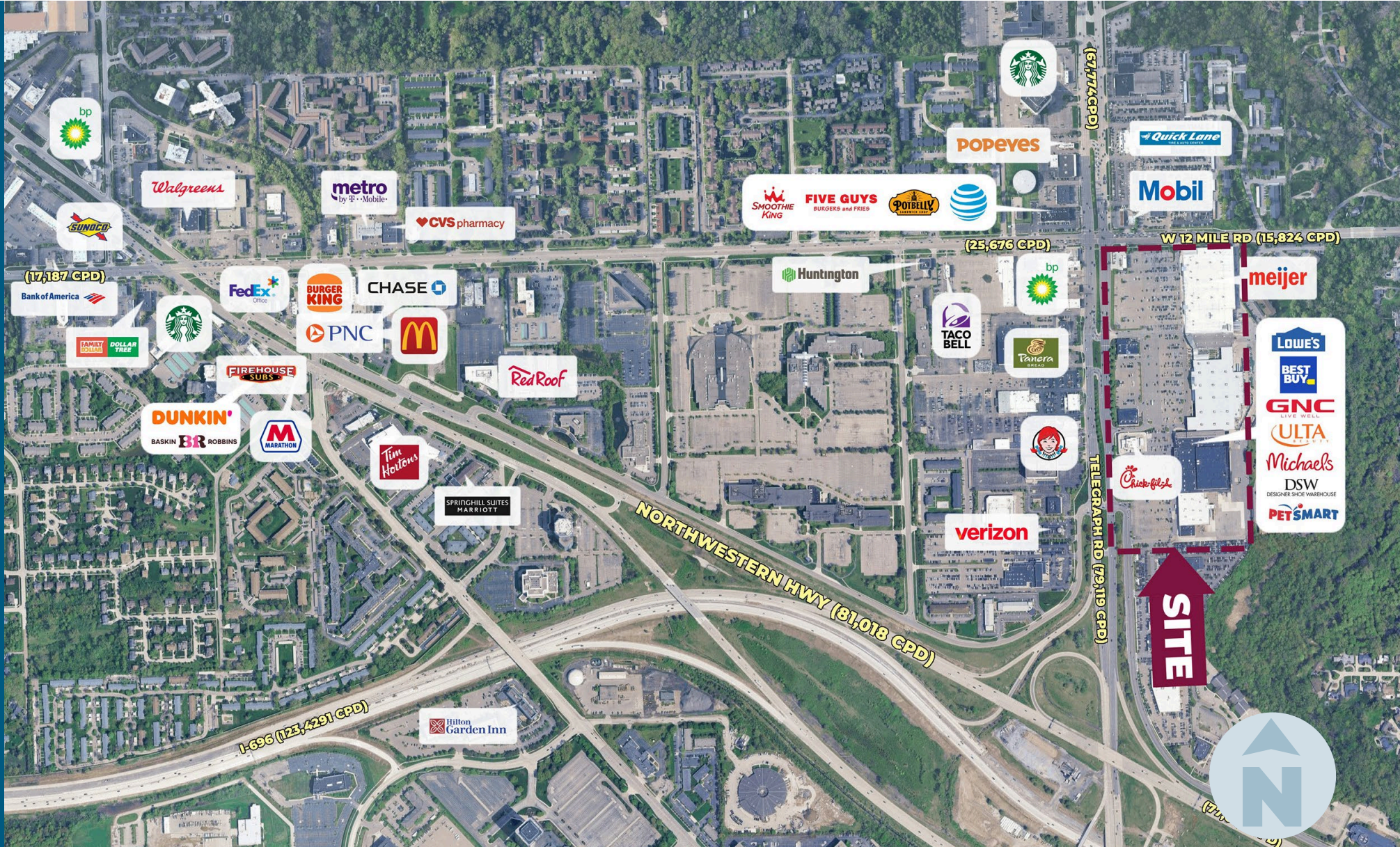
HIGHLIGHTS

- Located at the intersection of Telegraph & 12 Mile, two of southwestern Michigan's busiest corridors.
- Southfield is a premier Michigan office market with over 27 million square feet of office space.
- Excellent access to I-696, the primary east-west route serving Metro Detroit's northern suburbs.

MICRO AERIAL



MACRO AERIAL




OVERALL SITE PLAN



TEL-TWELVE SHOPPING CENTER
28300 Telegraph Rd, Southfield, MI

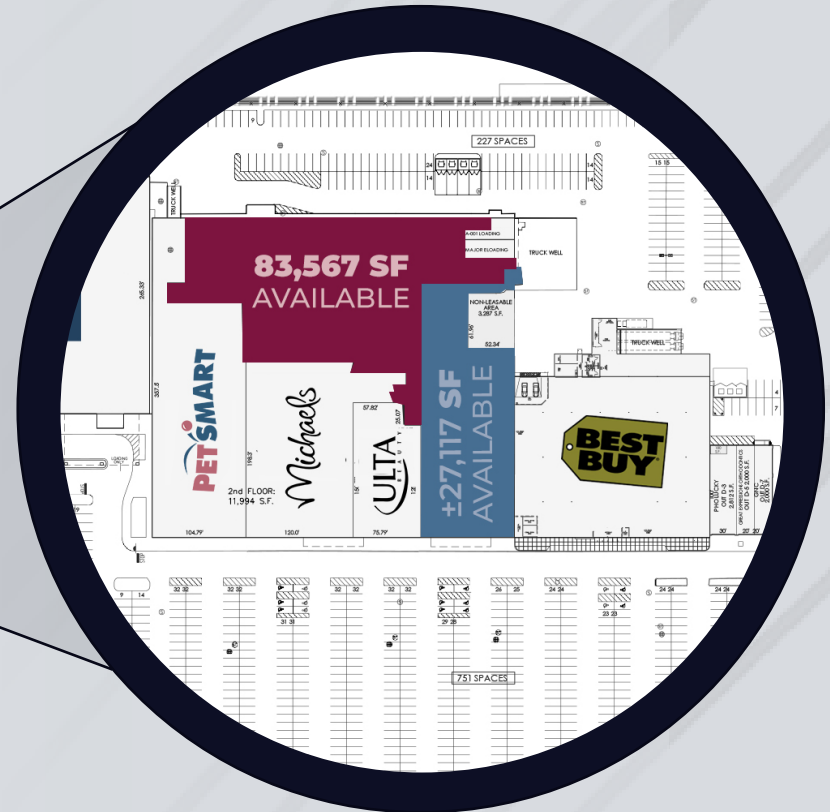
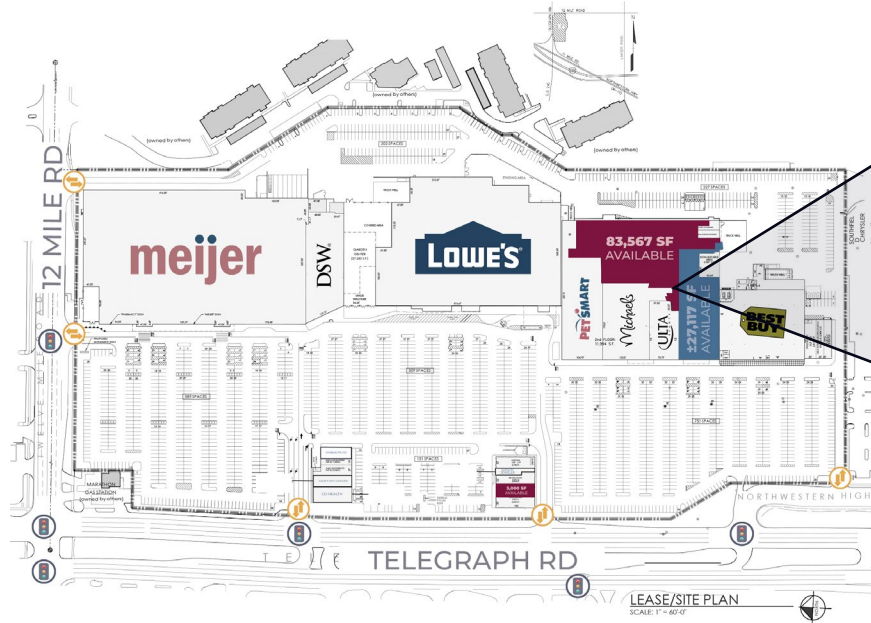
LEASE/SITE PLAN
SCALE: 1" = 60'-0"



SITE PLAN – BUILDING A

TEL-TWELVE SHOPPING CENTER

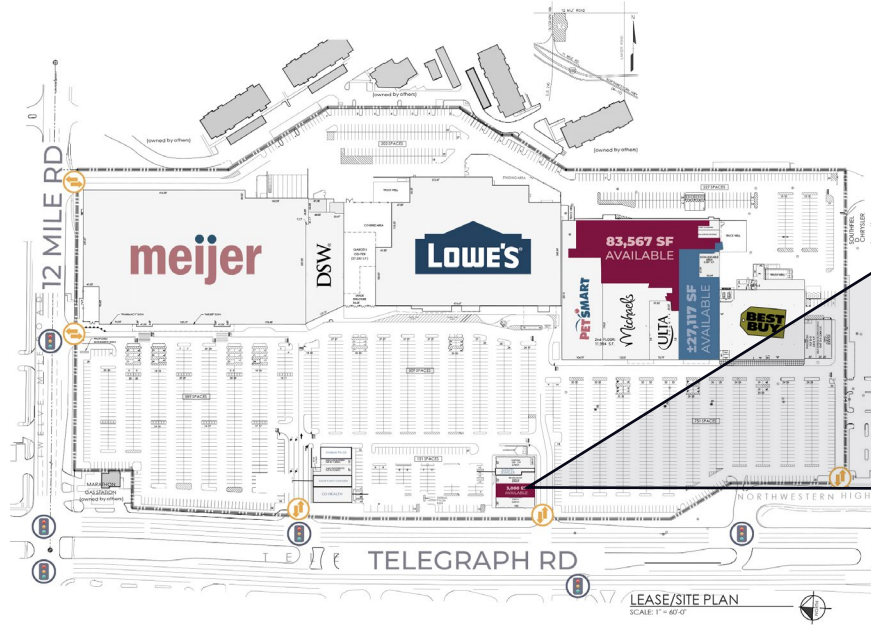
28300 Telegraph Rd, Southfield, MI



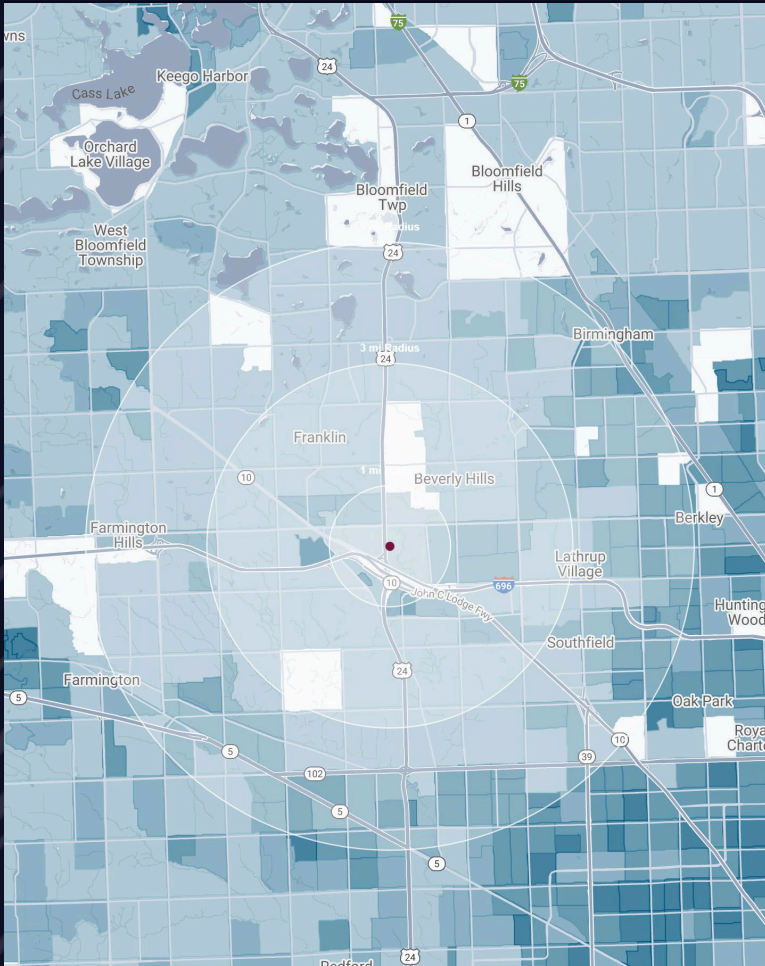
SITE PLAN – BUILDING C

TEL-TWELVE SHOPPING CENTER

28300 Telegraph Rd, Southfield, MI



DEMOGRAPHICS



TEL-TWELVE SHOPPING CENTER

28300 Telegraph Rd, Southfield, MI

DEMOGRAPHICS

POPULATION

	1 MILE	3 MILE	5 MILE
2023 Estimated Population	10,212	62,832	231,367
2028 Projected Population	9,871	61,084	225,827
2020 Census Population	8,975	61,778	228,187
2010 Census Population	8,248	58,356	221,932
Projected Annual Growth 2023 to 2028	-0.7%	-0.6%	-0.5%
Historical Annual Growth 2010 to 2023	1.6%	0.5%	0.3%

HOUSEHOLDS

2023 Estimated Households	5,768	28,006	100,048
2028 Projected Households	5,676	27,703	99,289
2020 Census Households	4,863	26,912	97,371
2010 Census Households	4,312	24,991	93,130
Projected Annual Growth 2023 to 2028	-0.3%	-0.2%	-0.2%
Historical Annual Growth 2010 to 2023	2.3%	0.8%	0.5%

RACE

2023 Est. White	31.8%	42.5%	53.1%
2023 Est. Black	57.8%	47.6%	36.8%
2023 Est. Asian or Pacific Islander	6.8%	5.7%	5.5%
2023 Est. American Indian or Alaska Native	0.2%	0.1%	0.2%
2023 Est. Other Races	3.4%	4.1%	4.4%

INCOME

2023 Est. Average Household Income	\$76,522	\$125,468	\$129,855
2023 Est. Median Household Income	\$57,424	\$95,714	\$97,145
2023 Est. Per Capita Income	\$43,398	\$56,307	\$56,360

BUSINESS

2023 Est. Total Businesses	819	5,552	16,515
2023 Est. Total Employees	10,678	85,168	172,735

CONTACT US



**DAVID M.
WARD**

Director

dward@landmarkcres.com

248 488 2620

LANDMARK
COMMERCIAL ▲ REAL ESTATE ▲ SERVICES

30500 Northwestern Hwy, Suite 200
Farmington Hills, MI 48334
248.488.2620
landmarkcres.com

LANDMARK COMMERCIAL REAL ESTATE SERVICES – Licensed Real Estate Brokers. The information above has been obtained from sources believed reliable. While we do not doubt its accuracy, we have not verified it and make no guarantee, warranty or representation about it. It is your responsibility to independently confirm its accuracy and completeness. Any projections, opinions, assumptions or estimates are used for example only and do not represent the current or future performance of the property. The value of this transaction to you depends on tax and other factors which should be evaluated by your tax, financial and legal advisors. You and your advisors should conduct a careful, independent investigation of the property to determine to your satisfaction, the suitability of the property for your needs.