

FOR LEASE
RETAIL CENTER

56265-56293 VAN DYKE AVE, SHELBY TWP, MI 48316

1,600 SF
AVAILABLE



PROPERTY DETAILS

\$35.00/SF NNN


\$10.50/SF

RENT

NNN

LOCATION:	56265-56293 Van Dyke Ave, Shelby Twp, MI 48316
PROPERTY TYPE:	Shopping Center
DATE AVAILABLE:	Immediately
RENT:	\$35.00/SF NNN
NNN EXPENSE:	\$10.50/SF
BUILDING SIZE:	10,174 SF
BUILDING DIMENSIONS:	127' X 80'
AVAILABLE SPACE:	1,600 SF
ZONING:	C-2
TRAFFIC COUNT:	Van Dyke Ave (23,056 CPD) 26 Mile Rd (20,048 CPD)

TENANT ROSTER



HIGHLIGHTS

- Newly Developed Retail Center
- South End-Cap Available
- Potential Drive-Thru
- Nearby Retailers include Kroger Marketplace, Target, Kohl's, and many more.
- Growing Trade Area
- Excellent Visibility

EXCLUSIVELY LISTED BY:



**LOUIS J.
CIOTTI**
Managing Director
lcotti@landmarkres.com
248 488 2620

MICRO AERIAL



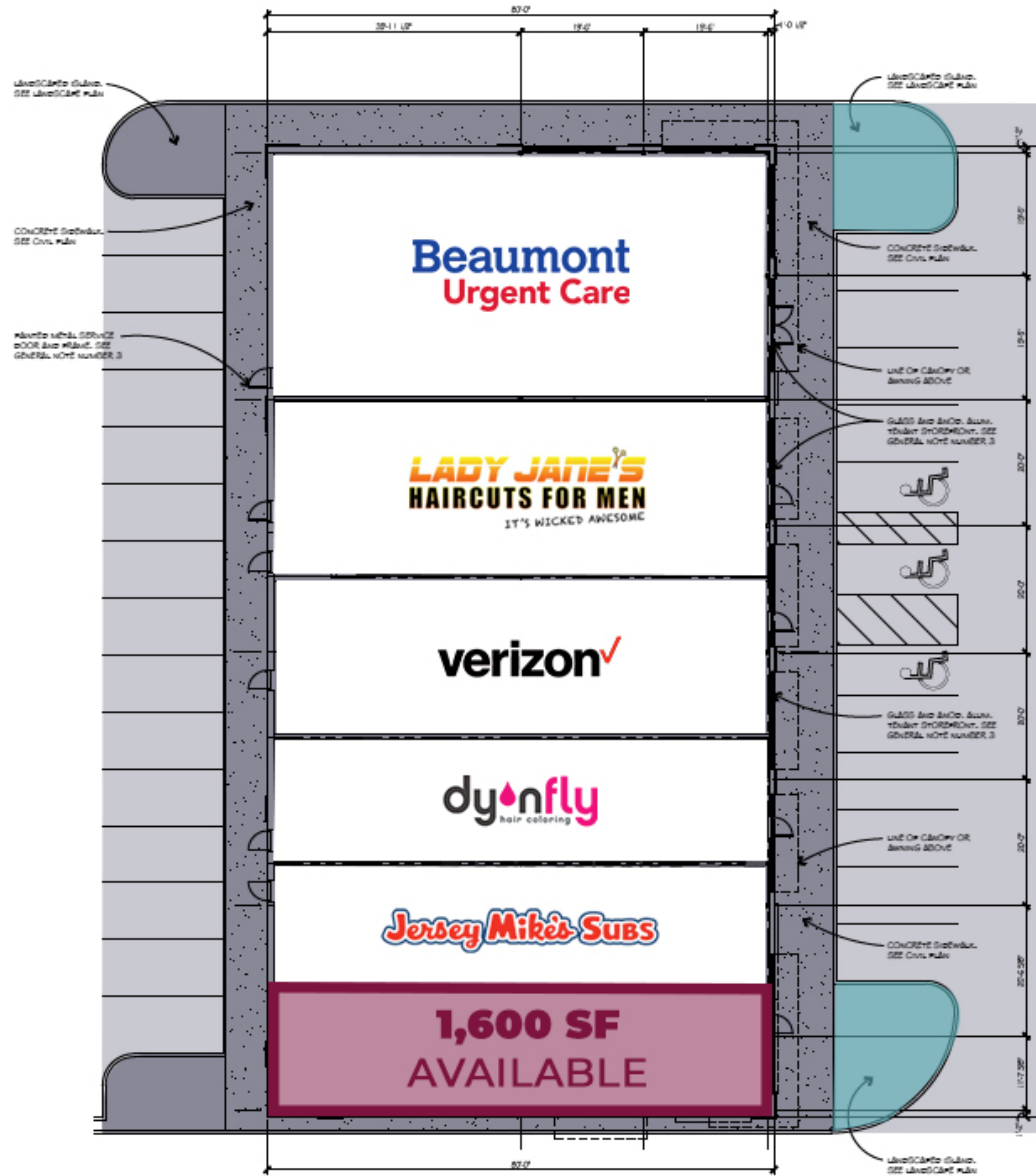
MACRO AERIAL



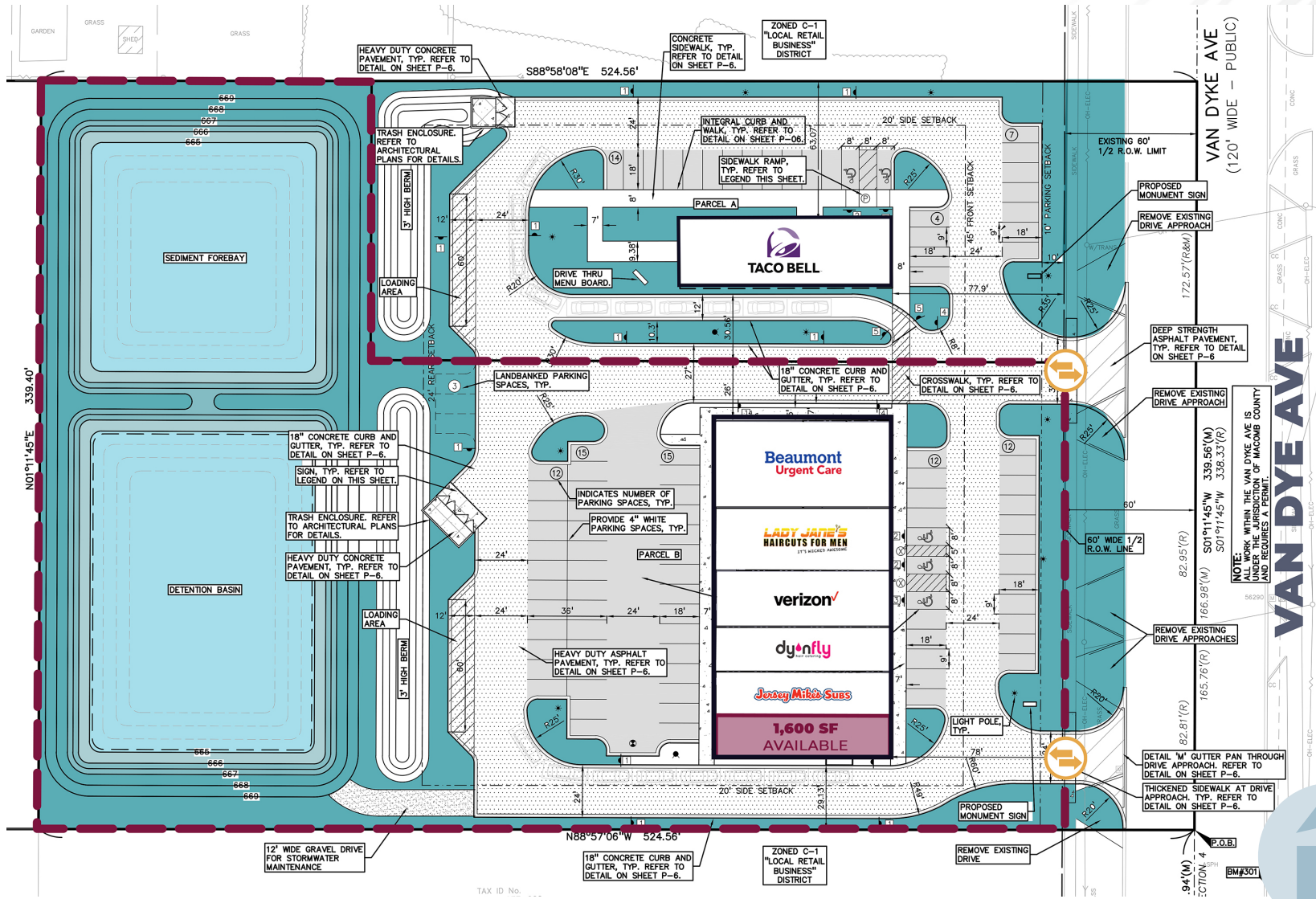
PLAT



FLOOR PLAN



PLANS



SITE PHOTOS

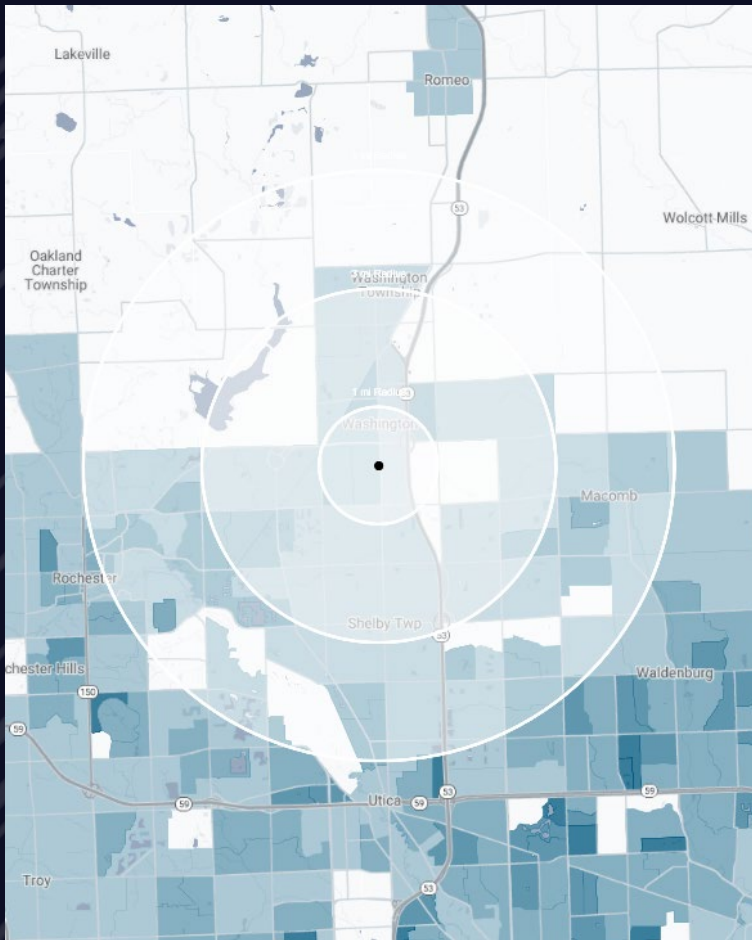


SITE PHOTOS



PYLON SIGNAGE | VAN DYKE AVE

DEMOGRAPHICS



RETAIL CENTER

56265-56293 Van Dyke Ave, Shelby Twp, MI 48316

DEMOGRAPHICS

POPULATION

	1 MILE	3 MILE	5 MILE
2023 Estimated Population	7,849	50,892	125,015
2028 Projected Population	7,945	52,174	129,466
2020 Census Population	7,743	50,918	124,217
2010 Census Population	6,513	45,572	110,592
Projected Annual Growth 2023 to 2028	0.2%	0.5%	0.7%
Historical Annual Growth 2010 to 2023	1.6%	0.9%	1.0%

HOUSEHOLDS

2023 Estimated Households	3,093	19,592	47,648
2028 Projected Households	3,186	20,398	49,993
2020 Census Households	3,011	19,344	46,781
2010 Census Households	2,465	16,776	40,649
Projected Annual Growth 2023 to 2028	0.6%	0.8%	1.0%
Historical Annual Growth 2010 to 2023	2.0%	1.3%	1.3%

RACE

2023 Est. White	86.1%	88.5%	86.9%
2023 Est. Black	3.9%	3.2%	3.4%
2023 Est. Asian or Pacific Islander	3.6%	2.9%	4.4%
2023 Est. American Indian or Alaska Native	0.1%	0.2%	0.2%
2023 Est. Other Races	6.3%	5.2%	5.1%

INCOME

2023 Est. Average Household Income	\$148,953	\$141,343	\$140,748
2023 Est. Median Household Income	\$102,369	\$107,822	\$109,496
2023 Est. Per Capita Income	\$58,715	\$54,431	\$53,675

BUSINESS

2023 Est. Total Businesses	354	1,474	3,842
2023 Est. Total Employees	2,969	12,386	34,057

CONTACT US



**LOUIS J.
CIOTTI**

Managing Director

lciotti@landmarkcres.com

248 488 2620

LANDMARK
COMMERCIAL ▲ REAL ESTATE ▲ SERVICES

30500 Northwestern Hwy, Suite 200
Farmington Hills, MI 48334
248.488.2620
landmarkcres.com

LANDMARK COMMERCIAL REAL ESTATE SERVICES – Licensed Real Estate Brokers. The information above has been obtained from sources believed reliable. While we do not doubt its accuracy, we have not verified it and make no guarantee, warranty or representation about it. It is your responsibility to independently confirm its accuracy and completeness. Any projections, opinions, assumptions or estimates are used for example only and do not represent the current or future performance of the property. The value of this transaction to you depends on tax and other factors which should be evaluated by your tax, financial and legal advisors. You and your advisors should conduct a careful, independent investigation of the property to determine to your satisfaction, the suitability of the property for your needs.