

FOR LEASE/SALE
**FORMER RESTAURANT –
RARE FREESTANDING BUILDING WITH PARKING**

20195 MACK AVE, GROSSE POINTE WOODS, MI 48236



FORMER BOSTON MARKET

PROPERTY DETAILS

\$38.00/SF

\$1,000,000.00

RENT

SALES PRICE

LOCATION:	20195 Mack Ave, Grosse Pointe Woods, MI 48236
PROPERTY TYPE:	Restaurant
DATE AVAILABLE:	Immediately
SALES PRICE:	\$1,000,000.00
RENT:	\$38.00/SF
NNN EXPENSE:	Absolute Net
PROPERTY TAXES:	\$14,512.72
BUILDING SIZE:	2,194 SF
ZONING:	Commercial
IMPROVEMENTS:	Fully-equipped Restaurant Space
TRAFFIC COUNT:	Mack Ave (17,696 CPD)

EXCLUSIVELY LISTED BY:



ANTHONY J. VITALE
Director
avitale@landmarkcres.com
248 488 2620



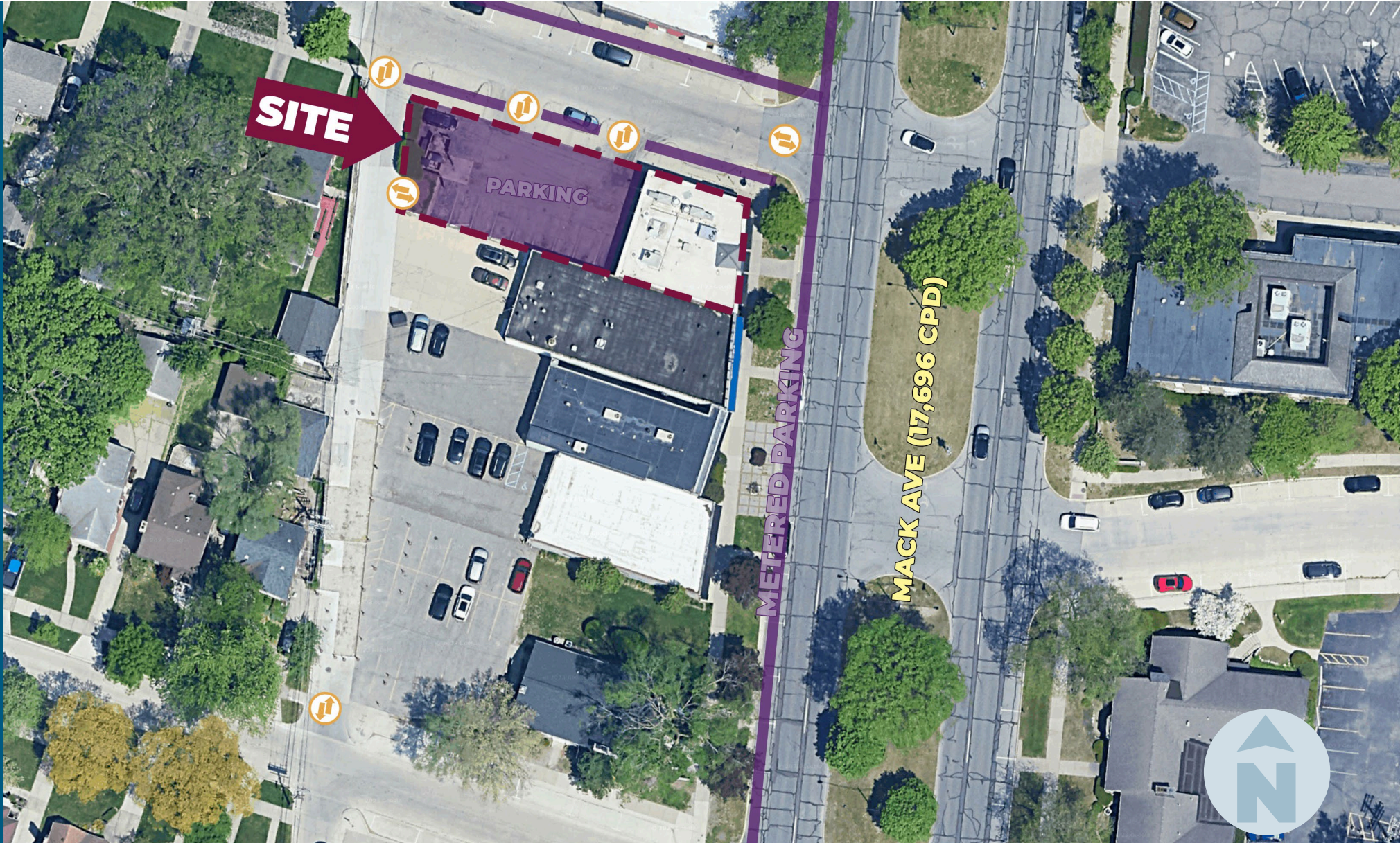
LOUIS J. CIOTTI
Managing Director
lciotti@landmarkcres.com
248 488 2620



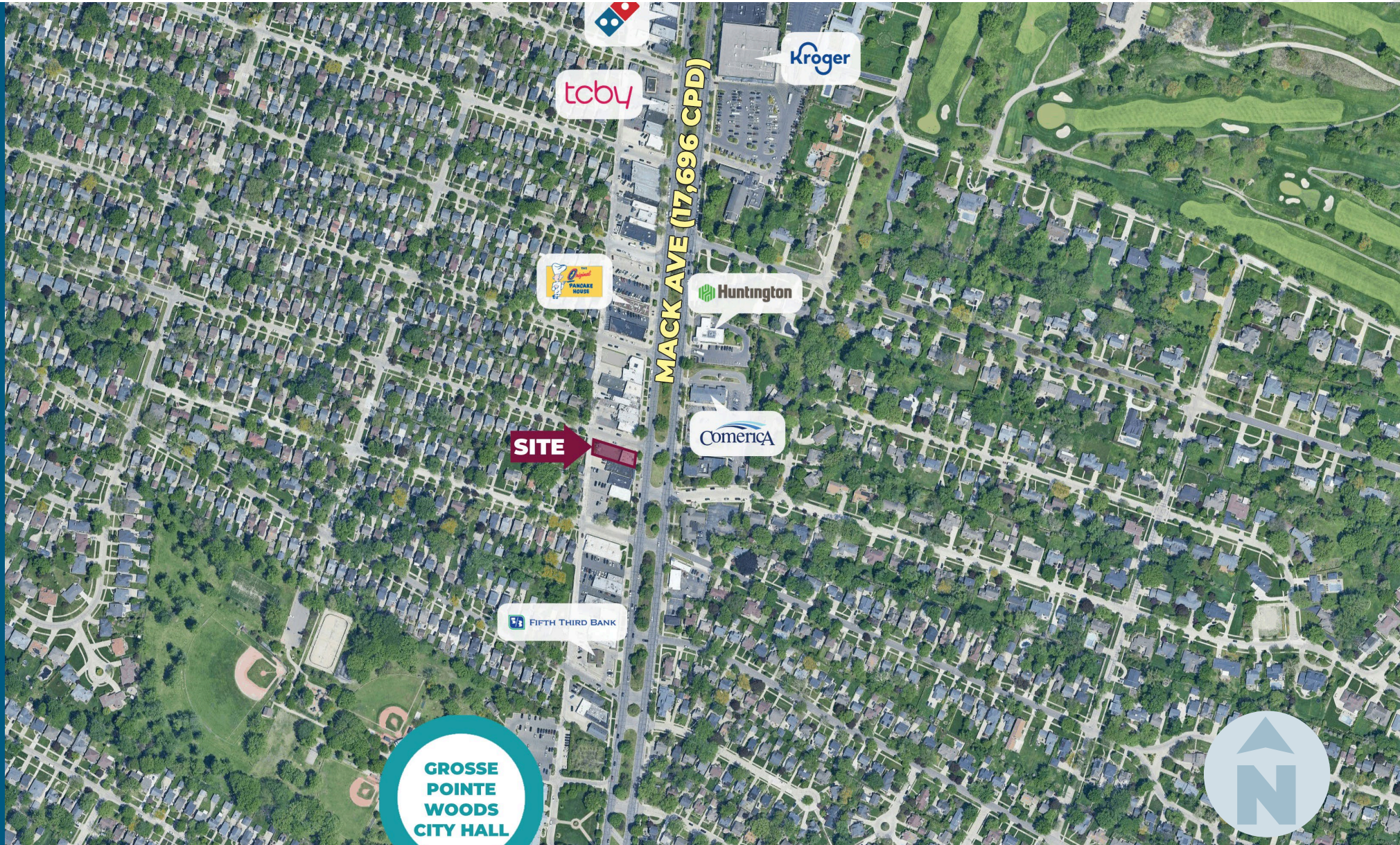
HIGHLIGHTS

- Highly visible freestanding corner building located in the heart of Grosse Pointe Woods, MI.
- Fully-equipped restaurant space (Former Boston Market)
- The site offers a rare parking opportunity with 10 dedicated spaces and convenient metered street parking.
- First time on the market in decades.

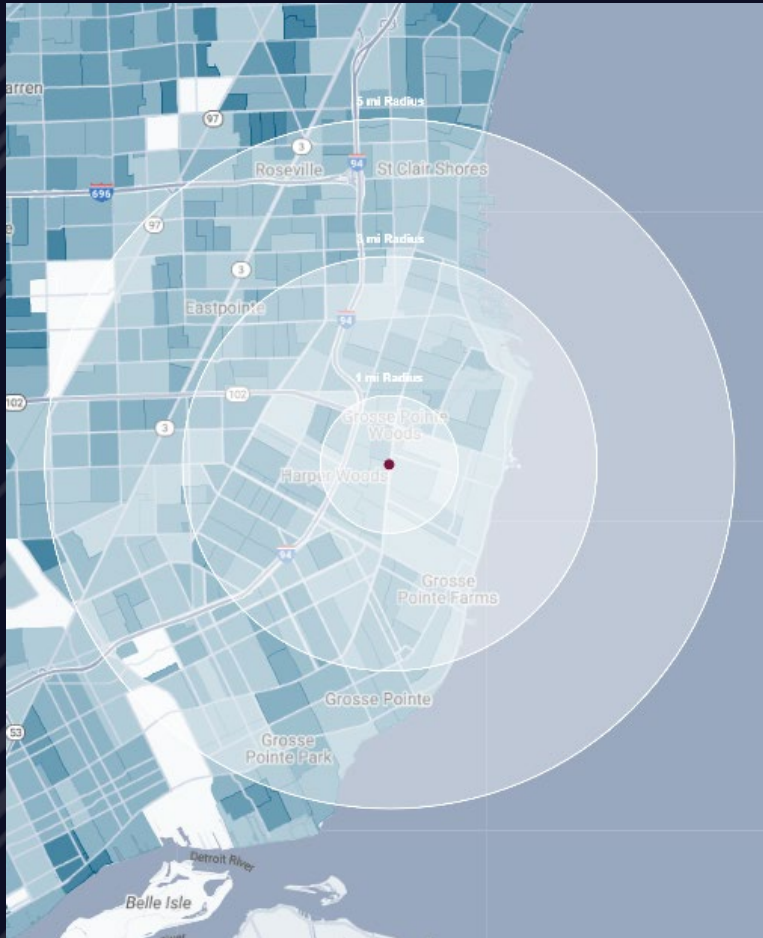
MICRO AERIAL



MACRO AERIAL



DEMOGRAPHICS



FORMER RESTAURANT

20195 Mack Ave, Grosse Pointe Woods, MI 48236

DEMOGRAPHICS

POPULATION

	1 MILE	3 MILE	5 MILE
2023 Estimated Population	16,466	129,011	265,315
2028 Projected Population	15,813	126,405	263,105
2020 Census Population	16,723	130,386	266,641
2010 Census Population	16,023	131,699	282,687
Projected Annual Growth 2023 to 2028	-0.8%	-0.4%	-0.2%
Historical Annual Growth 2010 to 2023	0.2%	-0.2%	-0.5%

HOUSEHOLDS

2023 Estimated Households	6,800	51,210	103,883
2028 Projected Households	6,459	50,071	103,064
2020 Census Households	6,850	51,202	103,288
2010 Census Households	6,611	51,056	106,859
Projected Annual Growth 2023 to 2028	-1.0%	-0.4%	-0.2%
Historical Annual Growth 2010 to 2023	0.2%	-	-0.2%

RACE

2023 Est. White	69.7%	47.2%	47.1%
2023 Est. Black	23.8%	47.7%	47.3%
2023 Est. Asian or Pacific Islander	1.9%	1.2%	1.4%
2023 Est. American Indian or Alaska Native	0.1%	0.1%	0.2%
2023 Est. Other Races	4.4%	3.8%	4.0%

INCOME

2023 Est. Average Household Income	\$132,231	\$102,849	\$94,896
2023 Est. Median Household Income	\$100,788	\$75,564	\$68,818
2023 Est. Per Capita Income	\$54,750	\$40,907	\$37,240

BUSINESS

2023 Est. Total Businesses	591	4,035	8,068
2023 Est. Total Employees	4,682	29,875	58,348

CONTACT US



**ANTHONY J.
VITALE**

Director

avitale@landmarkcres.com

248 488 2620



**LOUIS J.
CIOTTI**

Managing Director

lciotti@landmarkcres.com

248 488 2620

LANDMARK
COMMERCIAL ▲ REAL ESTATE ▲ SERVICES

30500 Northwestern Hwy, Suite 200
Farmington Hills, MI 48334
248.488.2620
landmarkcres.com

LANDMARK COMMERCIAL REAL ESTATE SERVICES – Licensed Real Estate Brokers. The information above has been obtained from sources believed reliable. While we do not doubt its accuracy, we have not verified it and make no guarantee, warranty or representation about it. It is your responsibility to independently confirm its accuracy and completeness. Any projections, opinions, assumptions or estimates are used for example only and do not represent the current or future performance of the property. The value of this transaction to you depends on tax and other factors which should be evaluated by your tax, financial and legal advisors. You and your advisors should conduct a careful, independent investigation of the property to determine to your satisfaction, the suitability of the property for your needs.