

FOR SALE
LIBERTY PLAZA - SHOPPING CENTER

44905 MORLEY DR, CLINTON TWP, MI



PROPERTY DETAILS

\$3,200,000.00

\$147.00/SF

SALE PRICE

PRICE PER SF

LOCATION:	44905 Morley Dr, Clinton Twp, MI
PROPERTY TYPE:	Shopping Center
DATE AVAILABLE:	Immediately
SALES PRICE:	\$3,200,000.00
PROPERTY TAXES:	\$73,000.00
BUILDING SIZE:	21,756 SF
LOT SIZE:	2.90 AC
LOT DIMENSIONS:	306' X 528'
ZONING:	B-2
TRAFFIC COUNT:	Hall Rd (50,795 CPD) I-94 (107,393 CPD) Gratiot Ave (25,809 CPD)

TENANT ROSTER



HIGHLIGHTS

- Gross Income Roughly \$200,000.00
- Expenses Roughly \$114,219.00
- Priced to Sell at \$147.00/SF
- Hall Rd Frontage with this well-maintained Shopping Center
- Turn-key Vacant Restaurant with FF&E and Liquor License Ready to Go
- White Box 2,444 SF Space is Ready to Move In
- Easy Access to I-94
- Aggressive Rental Rates

EXCLUSIVELY LISTED BY:

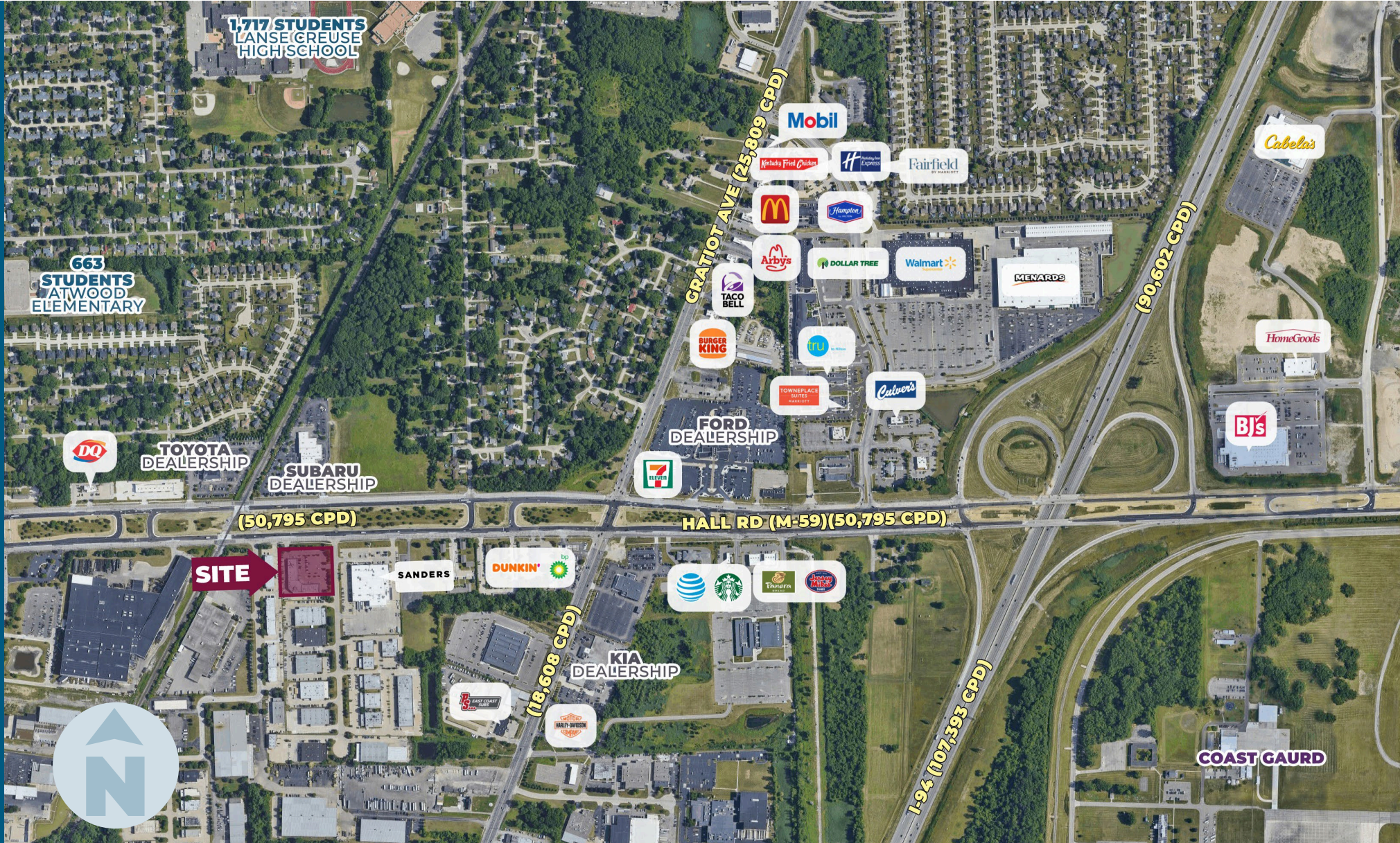


**LOUIS J.
CIOTTI**
Managing Director
lciotti@landmarkcres.com
248 488 2620

MICRO AERIAL



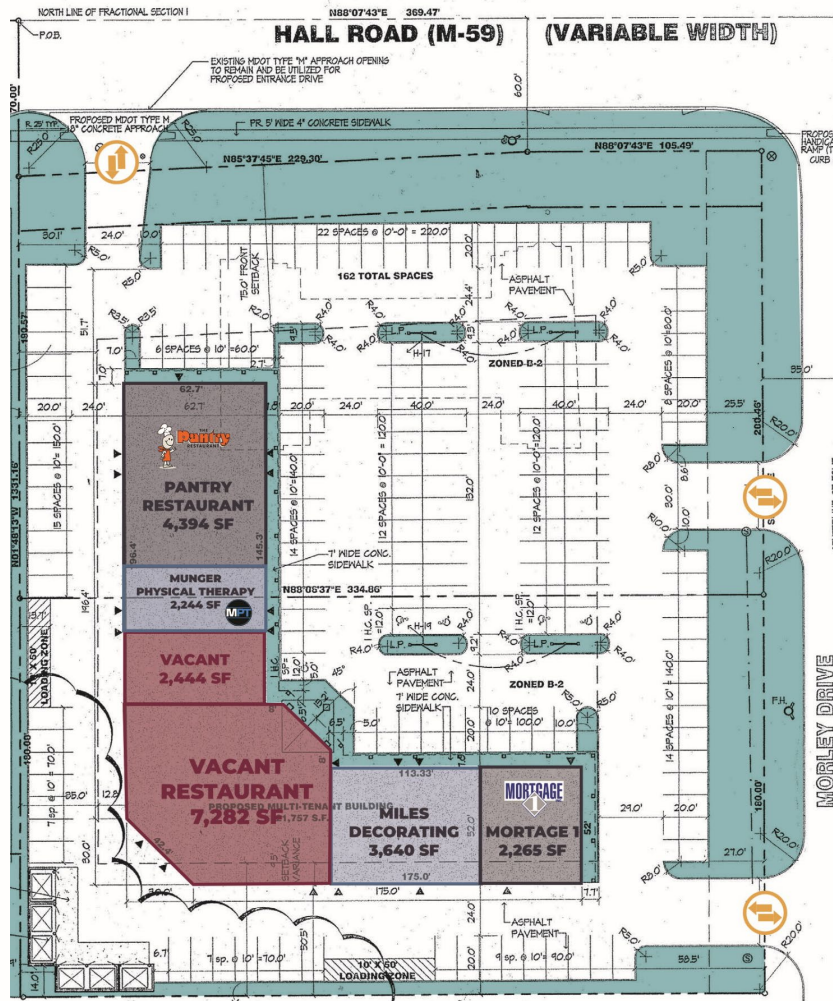
MACRO AERIAL



SITE PLAN

SHOPPING CENTER

44905 Morley Drive, Clinton Twp, MI



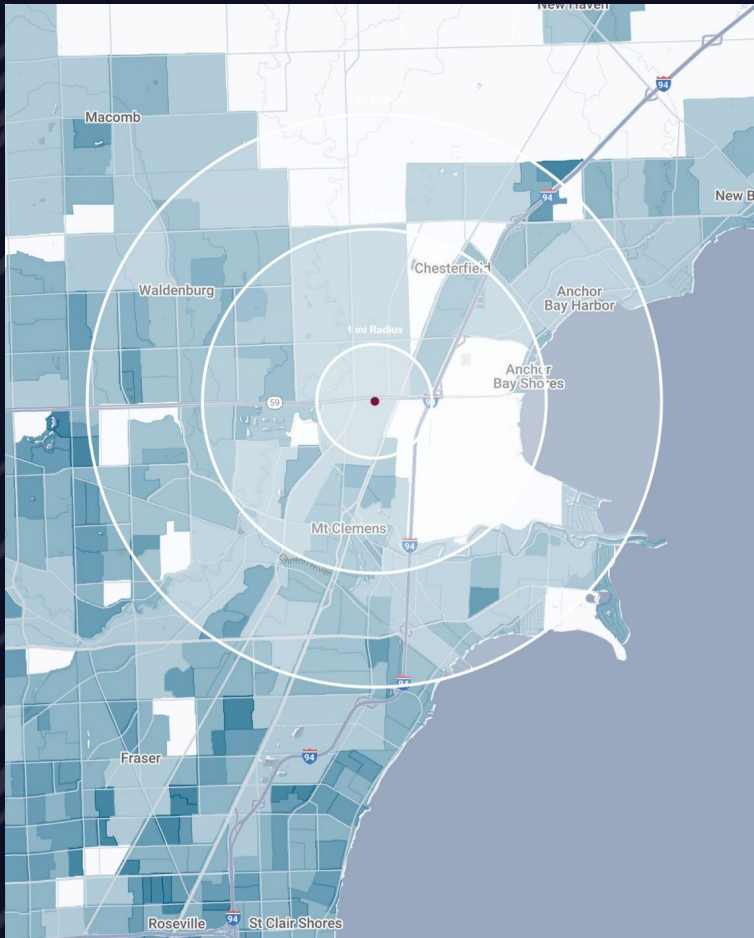
SIZE (SF) TENANT

4,394 SF	PANTRY RESTAURANT
2,244 SF	MUNGER PHYSICAL THERAPY
2,444 SF	VACANT *CAN BE COMBINED
7,282 SF	VACANT RESTAURANT *CAN BE COMBINED
3,640 SF	MILES CAKE & CANDY SUPPLIES
2,265 SF	MORTGAGE 1

SITE PHOTOS



DEMOGRAPHICS



LIBERTY PLAZA – SHOPPING CENTER

44905 Morley Dr, Clinton Twp, MI

DEMOGRAPHICS

POPULATION

	1 MILE	3 MILE	5 MILE
2024 Estimated Population	4,609	65,953	183,747
2029 Projected Population	4,594	66,465	184,865
2020 Census Population	4,419	64,651	182,740
2010 Census Population	4,476	59,141	172,511
Projected Annual Growth 2024 to 2029	-	0.2%	0.1%
Historical Annual Growth 2010 to 2024	0.2%	0.8%	0.5%

HOUSEHOLDS

2024 Estimated Households	1,803	26,599	76,621
2029 Projected Households	1,809	26,946	77,456
2020 Census Households	1,716	25,625	74,611
2010 Census Households	1,710	22,295	68,061
Projected Annual Growth 2024 to 2029	-	0.3%	0.2%
Historical Annual Growth 2010 to 2024	0.4%	1.4%	0.9%

RACE

2024 Est. White	78.5%	75.0%	77.8%
2024 Est. Black	12.9%	16.1%	13.9%
2024 Est. Asian or Pacific Islander	2.2%	3.0%	3.0%
2024 Est. American Indian or Alaska Native	0.2%	0.2%	0.2%
2024 Est. Other Races	6.2%	5.7%	5.1%

INCOME

2024 Est. Average Household Income	\$97,450	\$106,771	\$108,072
2024 Est. Median Household Income	\$78,815	\$83,284	\$85,658
2024 Est. Per Capita Income	\$38,147	\$43,118	\$45,114

BUSINESS

2024 Est. Total Businesses	398	2,515	5,521
2024 Est. Total Employees	6,323	30,172	63,779

CONTACT US



**LOUIS J.
CIOTTI**

Managing Director

lciotti@landmarkcres.com

248 488 2620

LANDMARK
COMMERCIAL ▲ REAL ESTATE ▲ SERVICES

30500 Northwestern Hwy, Suite 200
Farmington Hills, MI 48334
248.488.2620
landmarkcres.com

LANDMARK COMMERCIAL REAL ESTATE SERVICES – Licensed Real Estate Brokers. The information above has been obtained from sources believed reliable. While we do not doubt its accuracy, we have not verified it and make no guarantee, warranty or representation about it. It is your responsibility to independently confirm its accuracy and completeness. Any projections, opinions, assumptions or estimates are used for example only and do not represent the current or future performance of the property. The value of this transaction to you depends on tax and other factors which should be evaluated by your tax, financial and legal advisors. You and your advisors should conduct a careful, independent investigation of the property to determine to your satisfaction, the suitability of the property for your needs.