

FOR LEASE

# GARDEN CITY TOWN CENTER

5866-5870 MIDDLEBELT RD, GARDEN CITY, MI 48135

20,337 SF  
AVAILABLE



# PROPERTY DETAILS

CONTACT BROKER


\$5.00/SF

<b>LOCATION:</b>	5866-5870 Middlebelt Rd, Garden City, MI 48135
<b>PROPERTY TYPE:</b>	Shopping Center
<b>DATE AVAILABLE:</b>	Immediately
<b>RENT:</b>	Contact Broker
<b>NNN EXPENSE:</b>	\$5.00/SF
<b>BUILDING SIZE:</b>	20,337 SF
<b>DIMENSIONS:</b>	104'-9" X 199'
<b>AVAILABLE SPACE:</b>	20,337 SF
<b>ZONING:</b>	CBD- Central Business District
<b>ANCHORS:</b>	<ul style="list-style-type: none"><li>• Planet Fitness</li><li>• O'Reilly Auto Parts</li><li>• Cato Fashions</li><li>• Dollar Tree</li></ul>
<b>TRAFFIC COUNT:</b>	Middlebelt Rd (26,002 CPD) Ford Rd (22,855 CPD)

**RENT**

**NNN**

## TENANT ROSTER



## HIGHLIGHTS

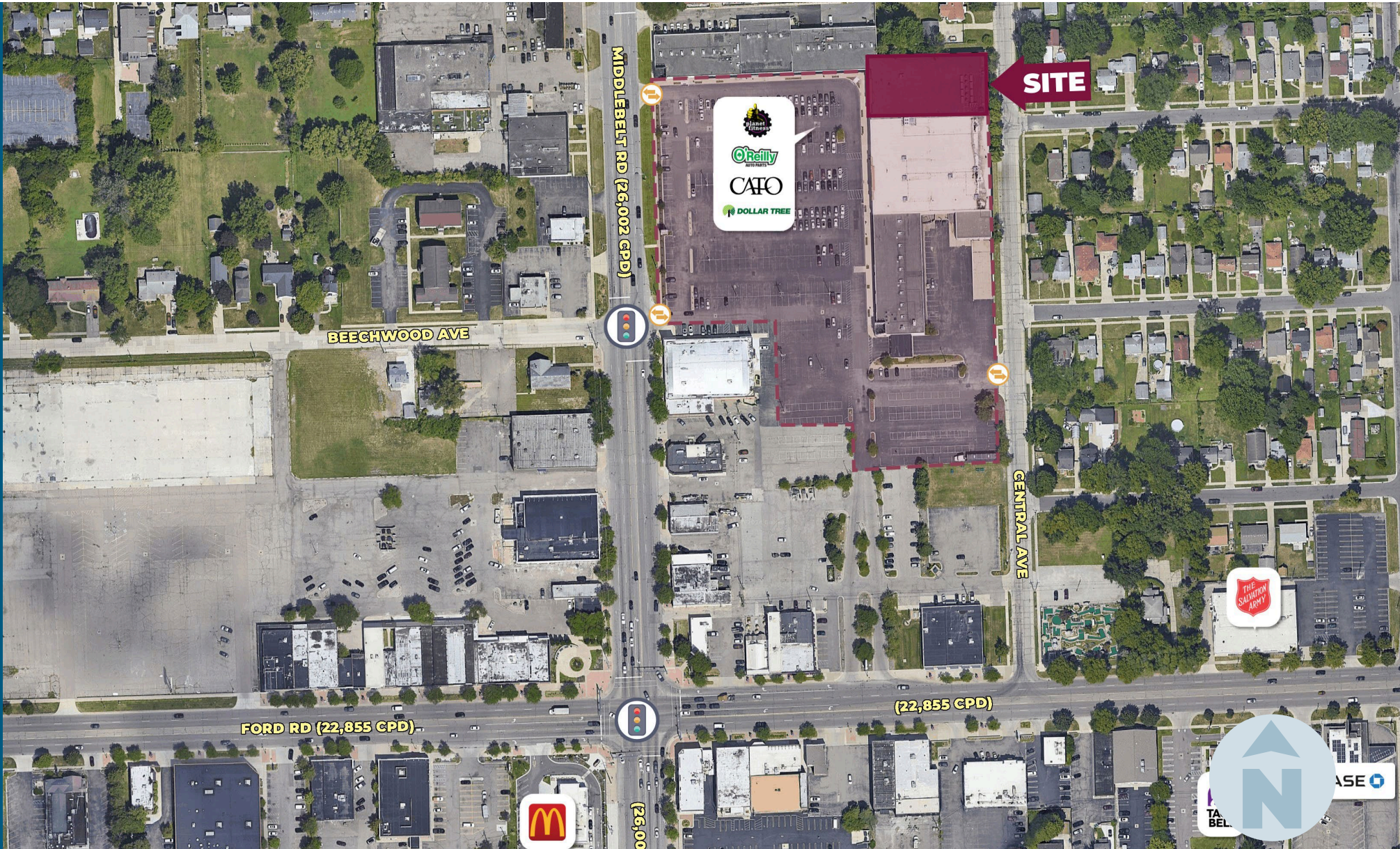
- Join Planet Fitness, O'Reilly Auto Parts, Dollar Tree, and Cato Fashions at Garden City Towne Center.
- Garden City Town Center is located on the corner of Ford Rd and Middlebelt Rd. Ample parking and solid co-tenancy make this an attractive site.

EXCLUSIVELY LISTED BY:



**GORDON S. HYDE**  
Director  
[ghyde@landmarkcres.com](mailto:ghyde@landmarkcres.com)  
248 488 2620

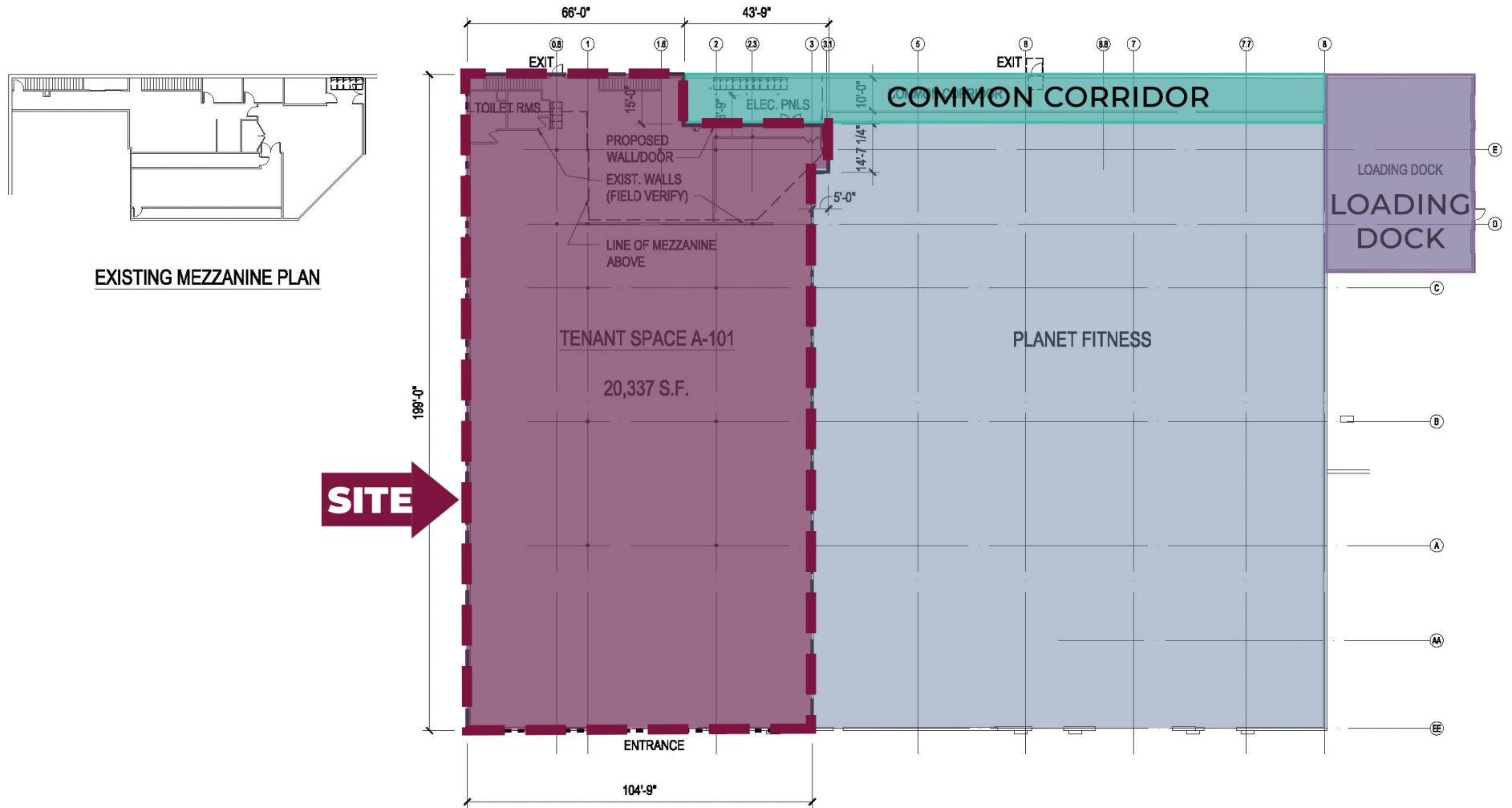
# MICRO AERIAL



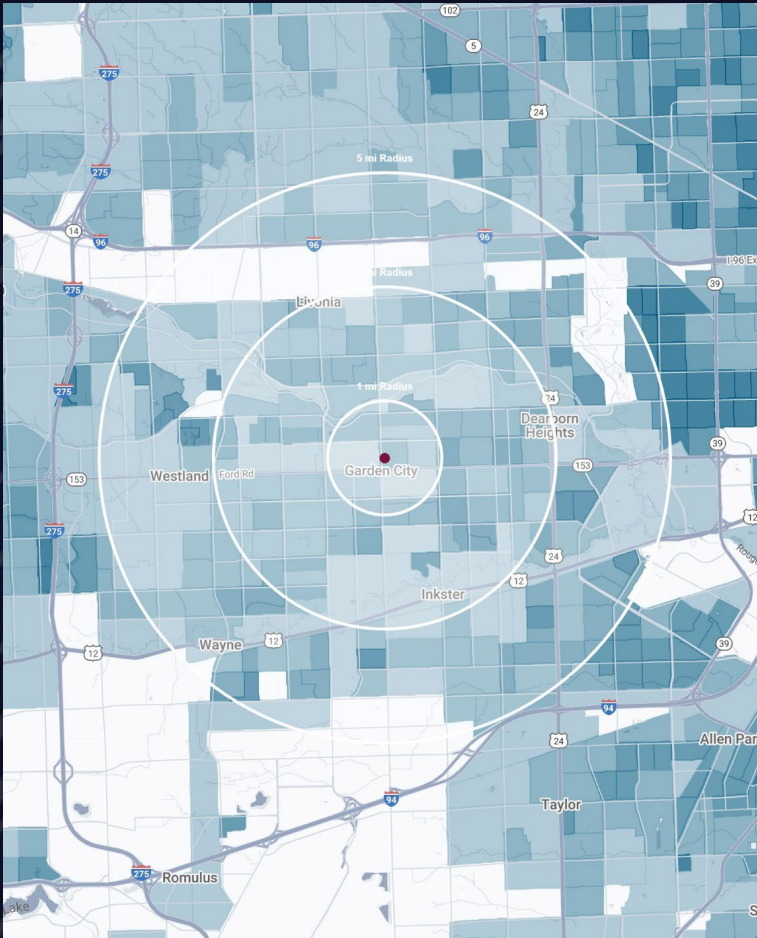
# MACRO AERIAL



# FLOOR PLAN



# DEMOGRAPHICS



## GARDEN CITY TOWN CENTER

5866-5870 Middlebelt Rd, Garden City, MI 48135

# DEMOGRAPHICS

### POPULATION

	1 MILE	3 MILE	5 MILE
2024 Estimated Population	14,032	129,894	299,764
2029 Projected Population	13,690	125,881	290,554
2020 Census Population	15,086	137,948	316,871
2010 Census Population	15,182	134,159	308,566
Projected Annual Growth 2024 to 2029	-0.5%	-0.6%	-0.6%
Historical Annual Growth 2010 to 2024	-0.5%	-0.2%	-0.2%

### HOUSEHOLDS

2024 Estimated Households	6,053	52,923	124,196
2029 Projected Households	5,922	51,494	120,869
2020 Census Households	6,367	55,418	128,897
2010 Census Households	6,153	53,575	124,358
Projected Annual Growth 2024 to 2029	-0.4%	-0.5%	-0.5%
Historical Annual Growth 2010 to 2024	-0.1%	-	-

### RACE

2024 Est. White	82.1%	73.0%	66.8%
2024 Est. Black	10.0%	19.3%	24.6%
2024 Est. Asian or Pacific Islander	1.5%	1.9%	2.5%
2024 Est. American Indian or Alaska Native	0.3%	0.3%	0.3%
2024 Est. Other Races	6.1%	5.6%	5.9%

### INCOME

2024 Est. Average Household Income	\$81,956	\$90,253	\$89,502
2024 Est. Median Household Income	\$64,709	\$69,510	\$67,997
2024 Est. Per Capita Income	\$35,391	\$36,872	\$37,182

### BUSINESS

2024 Est. Total Businesses	461	3,178	9,867
2024 Est. Total Employees	4,990	25,881	100,106

## CONTACT US



**GORDON S.  
HYDE**

*Director*

[ghyde@landmarkcres.com](mailto:ghyde@landmarkcres.com)

248 488 2620

**LANDMARK**  
COMMERCIAL ▲ REAL ESTATE ▲ SERVICES

30500 Northwestern Hwy, Suite 200  
Farmington Hills, MI 48334  
248.488.2620  
[landmarkcres.com](http://landmarkcres.com)

LANDMARK COMMERCIAL REAL ESTATE SERVICES – Licensed Real Estate Brokers. The information above has been obtained from sources believed reliable. While we do not doubt its accuracy, we have not verified it and make no guarantee, warranty or representation about it. It is your responsibility to independently confirm its accuracy and completeness. Any projections, opinions, assumptions or estimates are used for example only and do not represent the current or future performance of the property. The value of this transaction to you depends on tax and other factors which should be evaluated by your tax, financial and legal advisors. You and your advisors should conduct a careful, independent investigation of the property to determine to your satisfaction, the suitability of the property for your needs.