

FOR LEASE

PLYMOUTH GREEN RETAIL

3395 PLYMOUTH RD, ANN ARBOR, MI 48105



PROPERTY DETAILS

LOCATION: 3395 Plymouth Rd, Ann Arbor, MI 48105

PROPERTY TYPE: Shopping Center

DATE AVAILABLE: Immediately

RENT: \$30.00/SF

NNN EXPENSE: \$8.15/SF

AVAILABLE SPACE: 2,525 SF Inline

TRAFFIC COUNT: Plymouth Rd (24,892 CPD)

Green Rd (10,558 CPD)

US-23 (71,731 CPD)

EXCLUSIVELY LISTED BY:



ANDREW C. LUCKOFF
Director
aluckoff@landmarkres.com
248 488 2620

TENANT ROSTER



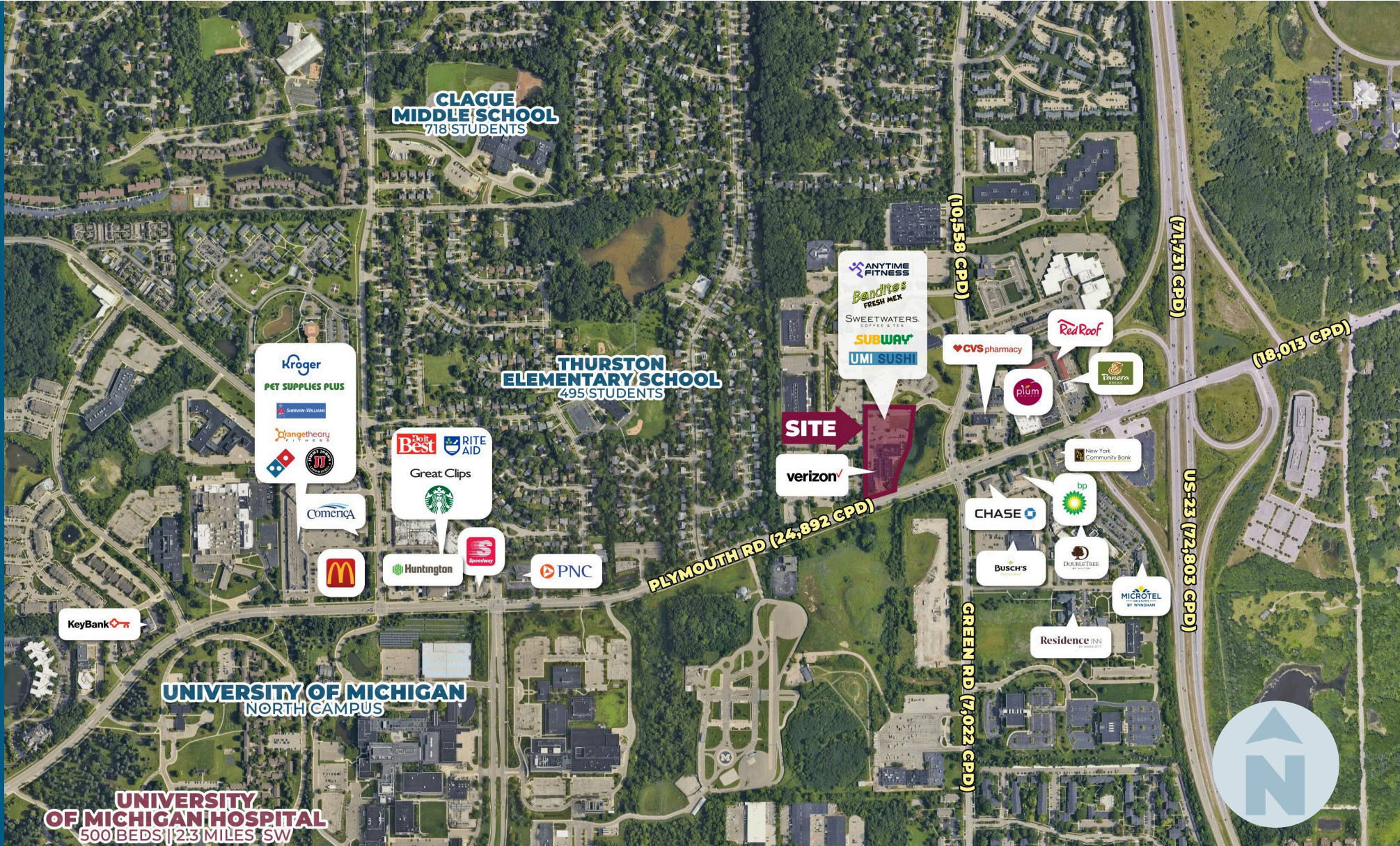
DESCRIPTION

Join the re-development of Plymouth Green! A thriving mixed use project with 23 apartment units undergoing renovation. Situated on the hard corner of Plymouth & Green, immediately off of US-23 at Plymouth Road. Enjoy the synergies of University of Michigan's North Campus less than 1 mile West that houses over 600 students, and is home to the College of Engineering, Art & Design, Urban Planning, Music, Theater, and Dance, and University of Michigan Hospital North Campus (500 beds).

MICRO AERIAL



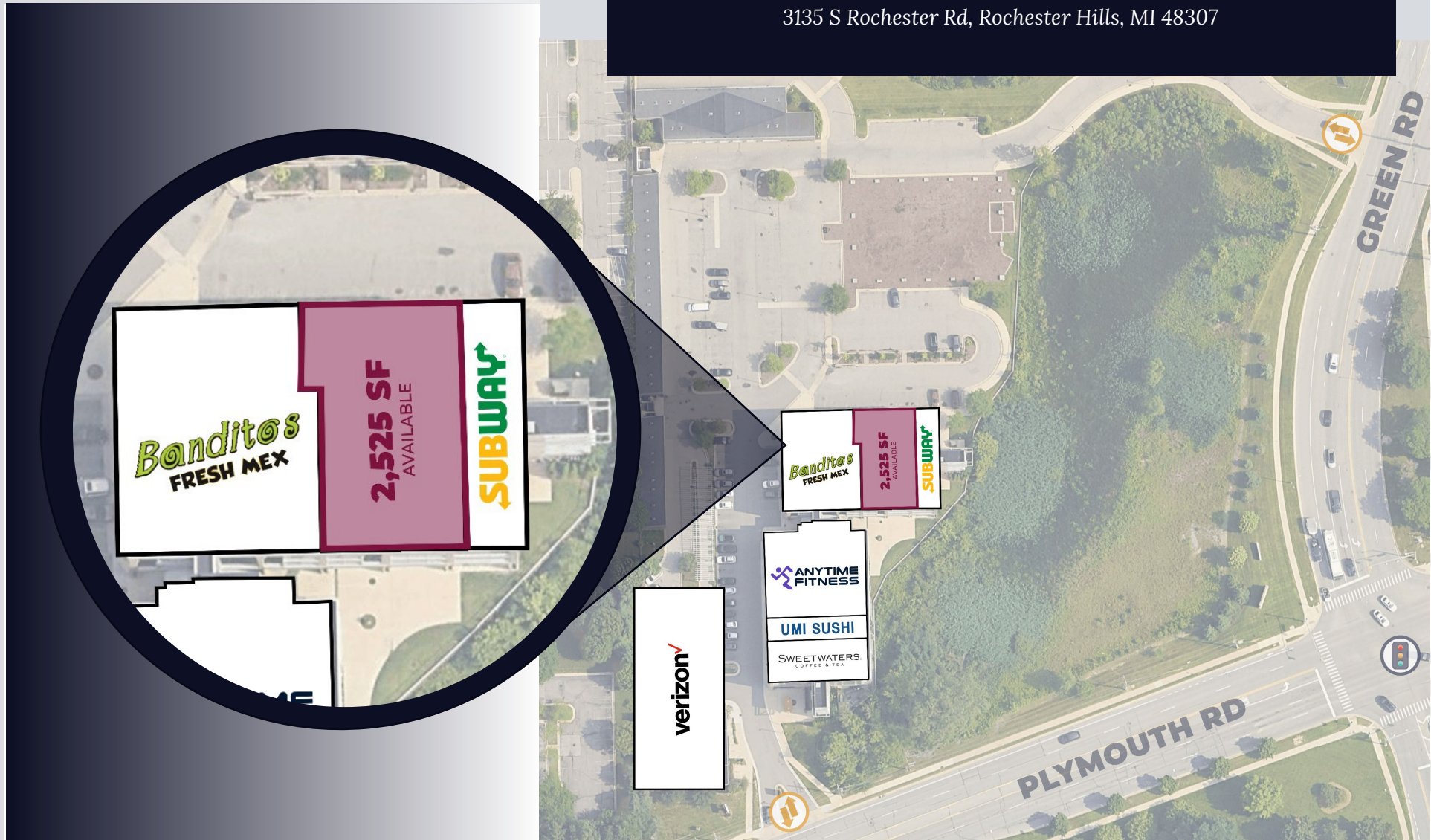
MACRO AERIAL



SITE PLAN

PLYMOUTH GREEN RETAIL

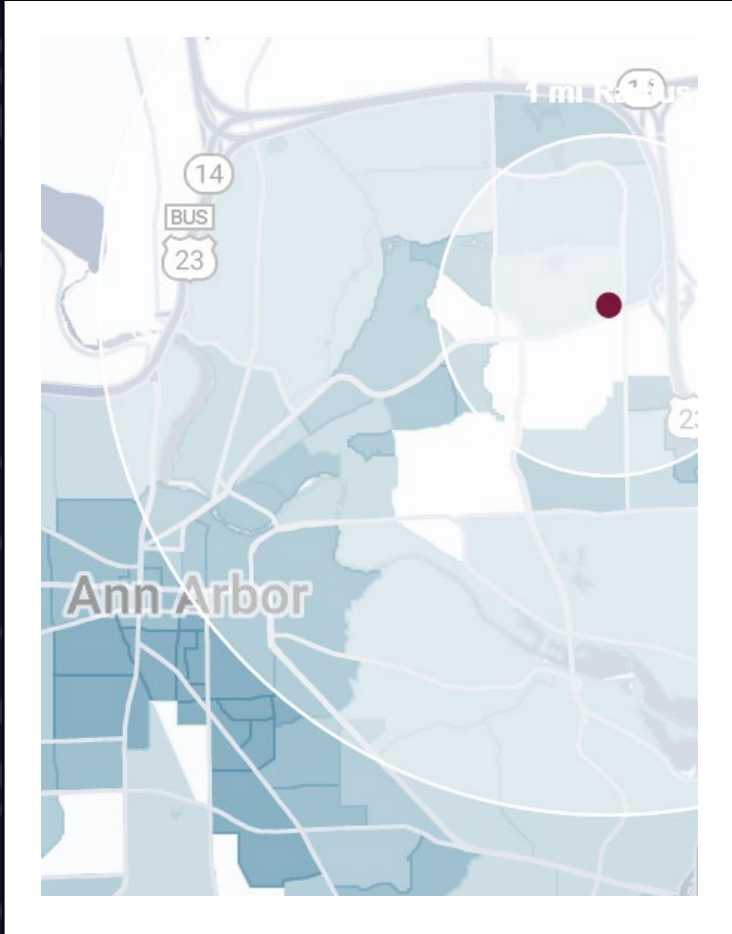
3135 S Rochester Rd, Rochester Hills, MI 48307



SITE PHOTOS



DEMOGRAPHICS



PLYMOUTH GREEN

3395 Plymouth Rd, Ann Arbor, MI 48105

DEMOGRAPHICS

	1 MILE	3 MILE	5 MILE
POPULATION			
2024 Estimated Population	10,556	52,867	142,115
2029 Projected Population	10,343	53,123	142,145
2020 Census Population	11,483	53,915	143,811
2010 Census Population	9,232	47,273	132,406
Projected Annual Growth 2024 to 2029	-0.4%	-	-
Historical Annual Growth 2010 to 2024	1.0%	0.8%	0.5%
HOUSEHOLDS			
2024 Estimated Households	4,006	19,496	59,363
2029 Projected Households	4,033	20,356	61,384
2020 Census Households	4,035	18,973	58,527
2010 Census Households	3,898	17,658	54,830
Projected Annual Growth 2024 to 2029	0.1%	0.9%	0.7%
Historical Annual Growth 2010 to 2024	0.2%	0.7%	0.6%
RACE			
2024 Est. White	60.4%	64.0%	67.7%
2024 Est. Black	7.3%	7.7%	10.1%
2024 Est. Asian or Pacific Islander	24.7%	21.0%	14.6%
2024 Est. American Indian or Alaska Native	0.1%	0.1%	0.2%
2024 Est. Other Races	7.5%	7.2%	7.4%
INCOME			
2024 Est. Average Household Income	\$150,731	\$134,490	\$119,815
2024 Est. Median Household Income	\$91,460	\$85,582	\$82,223
2024 Est. Per Capita Income	\$59,694	\$52,316	\$51,472
BUSINESS			
2024 Est. Total Businesses	382	1,565	6,184
2024 Est. Total Employees	5,212	29,194	77,226

CONTACT US



**ANDREW C.
LUCKOFF**

Director

aluckoff@landmarkcres.com

248 488 2620

LANDMARK
COMMERCIAL ▲ REAL ESTATE ▲ SERVICES

30500 Northwestern Hwy, Suite 200
Farmington Hills, MI 48334
248.488.2620
landmarkcres.com

LANDMARK COMMERCIAL REAL ESTATE SERVICES – Licensed Real Estate Brokers. The information above has been obtained from sources believed reliable. While we do not doubt its accuracy, we have not verified it and make no guarantee, warranty or representation about it. It is your responsibility to independently confirm its accuracy and completeness. Any projections, opinions, assumptions or estimates are used for example only and do not represent the current or future performance of the property. The value of this transaction to you depends on tax and other factors which should be evaluated by your tax, financial and legal advisors. You and your advisors should conduct a careful, independent investigation of the property to determine to your satisfaction, the suitability of the property for your needs.